

2nd Grade Weekly Learning Plan for Distance Learning
Week: June 1-5, 2020

Pick one **1** assignment from Math, Reading, Writing, and Science to turn in on Dojo weekly.

Math



Reading




Keep
Reading
this
summer!
Be safe!
We miss
you!

Writing



Science





Grab your Legos and do at least 10 of these fun [Lego Math Cards](#). If you do not have Legos draw pictures of what the bricks would look like. Now do a Lego challenge and see if you can complete all the cards:)



Comic Book Day!

First listen and read with Mrs. Dominguez [Super Potato Comic Strip](#)



****Create your own comic strip and story!**

[Speech Bubbles](#)

[Comic Strip Paper](#)

Included you will find comic strip paper and speech bubbles that can be cut out and added into the comic strip. If you cannot print from home, create your own! Take a picture of it and share it with your teacher. Have fun!

Summertime

How many words can you make by using the letters in the word "Summertime"?

***Use** the [Summertime](#) making words sheet or notebook paper.



Tornado In A Bottle

What you'll need:

- Water
- A clear plastic bottle with a cap (that won't leak)
- Glitter (This is optional)
- Dish washing liquid

Instructions:

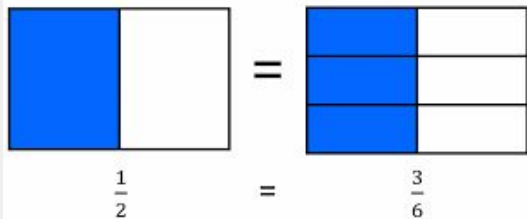
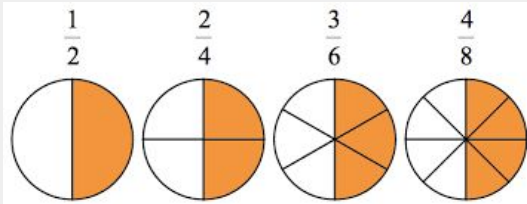
1. Fill the plastic bottle with water until it reaches around three quarters full.
2. Add a few drops of dish washing liquid.
3. Sprinkle in a few pinches of glitter (this will make your tornado easier to see).(Optional)
4. Put the cap on tightly.
5. Turn the bottle upside down and hold it by the neck.
6. Quickly spin the bottle in a circular motion for a few seconds, stop and look inside to see if you can see a mini tornado forming in the water. You might need to try it a few times before you get it working properly.

What's happening?

Spinning the bottle in a circular motion creates a water vortex that looks like a mini tornado. The water is rapidly spinning around the center of the vortex.

Go to [BrainPop](https://www.brainpop.com) and learn about equivalent fractions. Write down at least 5 equivalent fractions. Here is an example for you--

$$\frac{15}{30} = \frac{1}{2}$$



Mystery Detective:

Listen and read the following book:

[Lady Pancake and Sir French Toast and the Case of the Stinky Stench](#)



Can you solve the mystery today?

****Answer the following questions:**

- 1) What food is stinking up the refrigerator?
- 2) How is the problem solved?

Things I Love

***Writing Prompt:**

Try to name one thing you love for each letter in the alphabet.

***Use** the [Things I Love](#) paper or notebook paper to do your writing.

ALL THE THINGS I LOVE
Can you name something you love for each letter of the alphabet?

A	_____	N	_____
B	_____	O	_____
C	_____	P	_____
D	_____	Q	_____
E	_____	R	_____
F	_____	S	_____
G	_____	T	_____
H	_____	U	_____
I	_____	V	_____
J	_____	W	_____
K	_____	X	_____
L	_____	Y	_____
M	_____	Z	_____

Virtual Field Trip: Aquariums


Let's take a field trip to a few Aquariums around the United States. Here are some live cameras of some animal exhibits:

- [Tropical Reef Camera powered by EXPLORE.org](#)
- [Fish Tank- Shedd Aquarium Live Cam](#)
- [Live Shark Cam - Monterey Bay Aquarium](#)
- [Live Jellyfish Cam - Monterey Bay Aquarium](#)

Please be careful with links to Youtube. Hide comments for your child's safety.



Go to [BrainPop](https://www.brainpop.com) and learn about solving word problems.



Write a word problem and challenge your teacher to solve it.

Reader's Theater

Use different voices or round up your family members to act out this Reader's Theater!

[Ice Cream Reader's Theater](#)



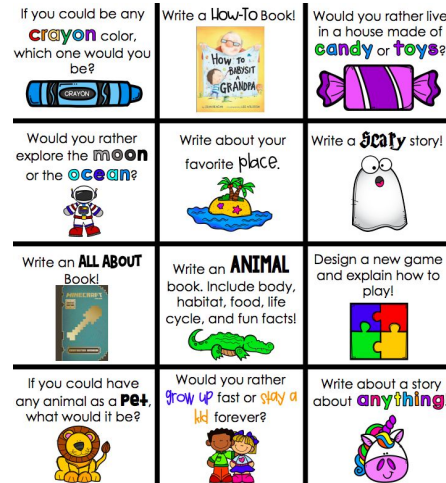
****After reading the play, make a picture of your favorite ice cream treat. If you don't like ice cream, make a picture of any treat that is your favorite!**

Pick a Prompt

***Choose** a writing prompt and have fun writing!

***Click** on [Writing Prompts](#) and choose one you would like to write about.

***Use** [Blank Writing](#) paper or notebook paper to do your writing.



Baking Soda and Vinegar Volcano

What You'll Need:

- Baking Soda (make sure it's not baking powder)
- Vinegar
- A container to hold everything and avoid a big mess!
- Red Food Color (Optional)
- Paper towels or a cloth (just in case)

Instructions:

1. Place some of the baking soda into your container.
2. Pour in some of the vinegar
3. Watch as the reaction takes place!

What's Happening?

When the baking soda and vinegar react together they instantly break apart and create the fizzing as it escapes.



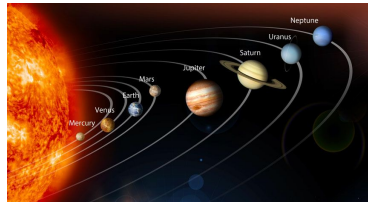
You will find lots of Math [Cootie Catchers](#) you can make. If you don't have a printer see if you can draw and make your own Cootie Catcher for fun.



Out of this World!

Watch the following video:

[How to make our solar system](#)



****Using any paper you have available, make a diagram of our solar system. Make sure you label the planets and the sun. You can cut and paste like in the video or you can draw the solar system on a piece of paper.**

Label the following:
Sun

Planets:













Mercury
Venus
Earth
Mars
Jupiter
Saturn
Uranus
Neptune

Pick a Prompt

***Choose** a writing prompt and have fun writing!

***Click** on [Writing Prompts](#) and choose one you would like to write about.

***Use** [Blank Writing](#) paper or notebook paper to do your writing.

If you could be any crayon color, which one would you be? 	Write a How-To Book! 	Would you rather live in a house made of candy or toys ? 
Would you rather explore the moon or the ocean ? 	Write about your favorite place . 	Write a scary story! 
Write an ALL ABOUT Book! 	Write an ANIMAL book. Include body, habitat, food, life cycle, and fun facts! 	Design a new game and explain how to play! 
If you could have any animal as a pet , what would it be? 	Would you rather grow up fast or stay a kid forever? 	Write about a story about anything ! 

Virtual Field Trip: Zoos

Let's take a field trip to a few zoos around the world. Here are some live cameras of some animal exhibits:

- [Polar Bear Cubs- Ouwehand Park](#)
- [Live Cameras- San Diego Zoo](#)
- [Cheetah Cub Camera- Smithsonian's National Zoo](#)
- [Naked Mole Rat- Smithsonian's National Zoo](#)
- [Penguin Cam- Kansas City Zoo](#)

Please be careful with links to Youtube. Hide comments for your child's safety.



Happy Last Day of School!!! Go to the website [Math Playground](#) and have fun playing math games.



Summer's Here! Let's Go to the Beach

**Open up [Let's go to the Beach](#) and answer "Would you rather..." questions.



Favorite Memory

*Writing Prompt:
Write about your favorite 2nd grade memory.

*Use the [Favorite Memory Paper](#) or notebook paper to do your writing.



Good Writers...

- ☐ use capital letters
- ☐ use punctuation marks (. ? !)
- ☐ use spacing and spelling?
- ☐ reread their story

I like to play.



Choose Your Own Mystery Doug!

Pick a Mystery Doug video that you want to watch! Choose which topic you want to learn about and enjoy!

Videos you can pick from:

- [How Are Toys Invented?](#)
- [Are Unicorns Real?](#)
- [Can You Make Lava?](#)
- [Can Animals Laugh?](#)
- [How Were Emojis Created?](#)



Have a great summer! Mr. Hanson and your 2nd grade teachers will miss you!

Please pick at least one assignment in each subject to upload on Dojo weekly. Your teachers are eager to see your hard work. Please contact us with any questions or clarification you may need in any of these lessons. We understand how challenging this may be and are here to HELP you in any way you may need. We miss you and hope you are staying healthy and happy.

